


16 Seat Rectangular Mobile Folding Table

- Mobile folding table with grey frame which is easy to fold, store and clean
- Laminated table top with tough edging and MDF core (water resistant and easy clean)
- Fits through standard height doorway (1980mm) for storage and transportation
- Open position safety lock (to ensure table does not revert to folding position)
- Easy-clean intermediate lock for improved hygiene
- Transport and storage locking positions
- 16 year warranty on welds and mechanism
- Primary height 650mm
- Heavy duty locking castors
- 14 table top colours to choose from
- 11 stool colours to choose from
- FIRA certified



Rectangular Mobile Folding Table (16 Seat Unit)	Code
650(h) x 3280(w) x 1500mm (d)	9SRL101625

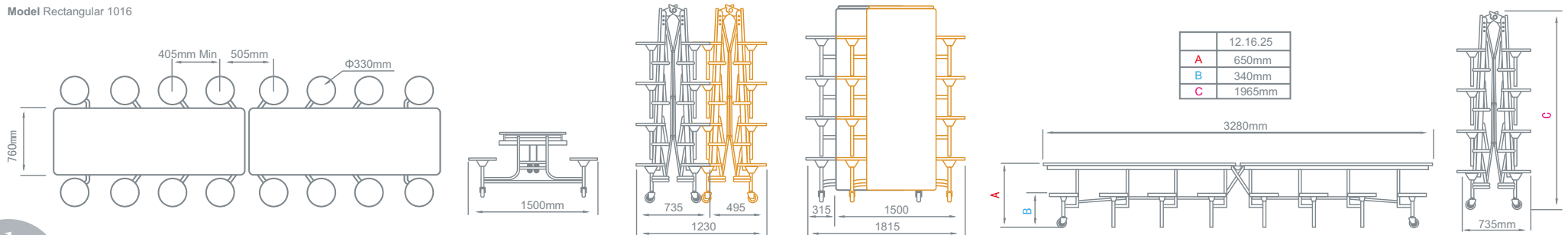
Table Top Colour Option



Stool Colour Options



Model Rectangular 1016





Functional

Designed specifically for primary use, the sixteen seat mobile folding unit is the ideal dining solution for younger children, not only is it easy to clean but when not in use, is easy to store too.

Our Services

Site Survey (Free of charge service)


To help with the buying process, we would be delighted to arrange a free site survey. Your dedicated Account Manager will visit you to discuss your requirements and take the necessary measurements.

This information will then be discussed between your Account Manager and our Product Design Engineers to produce layout plans.


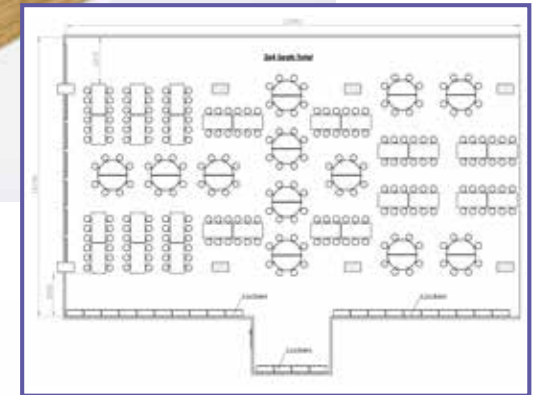
3D Space Planning (Free of charge service)

One of the most important services we provide to our customers is delivering detailed, aesthetic designs of cafeteria/dining room layouts. To produce these, we employ qualified Product Design Engineers who are experts in creating bespoke dining solutions and space plans.

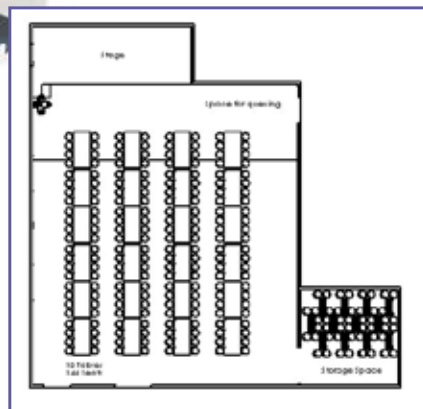
These designs are produced using modern 3D CAD (computer aided design) programmes to give a detailed idea of how the environment will look and feel. Using sophisticated modern 3D CAD engineering software, structural and finite element analysis is performed on all new designs to ensure that the most efficient and high performing solution is provided. These efforts result in high quality products at great value prices that our customers trust and that we are proud of.



3D space plan for 14 x 12 seat rectangular and 12 x 8 seat round tables



3D space plan for 12 x 12 seat rectangular tables



3D space plan for 14 x 8 seat round tables



Operating Instructions

Operating Instructions

In the interest of safety it is important that the operating instructions shown opposite are followed when deploying and storing the mobile folding tables.

Required Maintenance

To keep your tables operating to the optimum level, they must be checked on an ongoing basis as follows:

- Regularly inspect table operation for smoothness and general stability.
- Clean table tops according to current food service hygiene practices after each use. Exterior components of tables should be inspected for food deposits and cleaned as required. The underside of the tables should be inspected for chewing gum and other food deposits.
- Periodically you should lubricate tables with a food grade silicon spray, which is required to pivot joints. We recommend lubrication every six months or more often if indicated by stiff operation or noise.

CAUTION:- Excessive use of water during cleaning may cause corrosion



Folding Table Operating Instructions

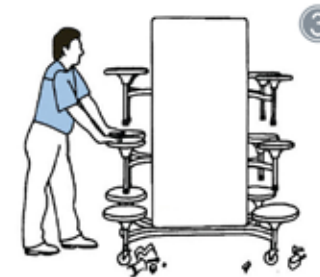
Moving The Folding Table



With travel lock engaged push from the seats as shown.



Do **NOT** push the surface of the table.



Avoid litter & obstacles on the floor.

Opening The Folding Table



With your left hand pushing down the travel lock, push apart the stool unit with your right hand on the middle stool.



Continue opening by pressing down with both hands on the middle stools.



Continue opening by pressing down with both hands on the centre stools.

Closing The Folding Table



Release locking bar by pressing down on the table surface, with right hand lift clear the lock.



Continue to lift using centre stools.



Using the middle stools push together to engage travel lock.